

Ceiling Fan Firestop

Product Description

The Tenmat Ceiling Fan Firestop has been developed to provide fire protection for penetrations made in floor/ceiling systems for 100mm and 125mm ceiling fans.

In a fire situation, the intumescent lining in the product expands to seal off the opening in the ceiling and creates an effective fire barrier and therefore reinstates the fire rating of the ceiling.

Recessed ceiling fans are widely used in both domestic and commercial buildings. Once a hole is made in the ceiling for a fan, the integrity of the construction and its ability to perform in a fire is reduced significantly.

The penetration must be fire stopped in order to reinstates the original fire rating of the ceiling/floor construction as required within Building Regulations.

The Ceiling Fan Firestop incorporates a steel mounting ring with integral intumescent lining and duct connector which is fixed into the ceiling lining and allows the ceiling fan to be installed as normal.

Please check with Tenmat for compatibility with different Ceiling Fan Types.

Product Details

- Fire Protection solution for 100mm & 125mm Ceiling Fans
- Full Scale Fire Tested to BS EN 1365-2 on a loaded floor
- 30 minute fire rating
- Test evidence for use in Solid Timber, Metal Web Joist and Engineered I-Beam Floor/Ceiling Systems

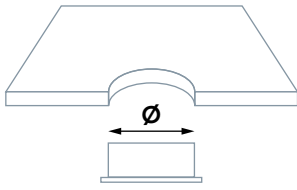
Test Data

Fire Performance and *Assessment in accordance with BS EN 1365-2:2014 and BS EN1363-1:2012

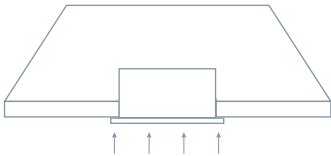
Joist Construction	Ceiling construction with appropriate fire rating	Supply and extract Diameter in mm	Product Fire Classification Rating (minutes)			Report Reference
			Integrity (E)	Insulation (I)	Classification (EI)	
Mitek PS10+ Timber Chord with Metal Web Joist	1 x 15mm Siniat GTEC fire boards	100	30	30	30	Warrington-fire-WF394530 (2018)
JJI Joists Solid Timber Chord with OSB Web Joist	1 x 15mm Siniat GTEC fire boards	100 and 125	30	30	30	Warrington-fire-WF422978 (2020)
Solid Timber joists	1 x 15mm Siniat GTEC fire board or 2 x 12.5mm Siniat GTEC fire boards	100 and 125	30	30	30	* International Fire Consultants-PAR/20405/01 (2020)
Mitek PS10+ Timber Chord with Metal Web Joist		100 and 125	30	30	30	
Timber I beams		100 and 125	30	30	30	



Fitting Instructions

**STEP 1**

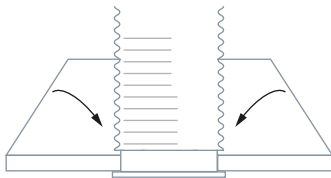
Cut a hole in the ceiling to match the outside diameter of the sleeve on the fan firestop mounting ring.

**STEP 2**

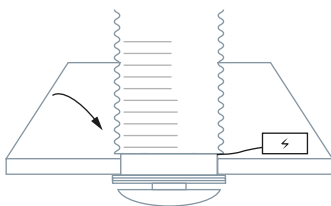
Push the Fan Firestop mounting ring into the cut out aperture in the ceiling and fix through the collar using 4 number 3.5mm diameter by 42mm long drywall screws, to each of the pre drilled holes.

**STEP 3**

Ensure that the 2 number steel tabs are protruding towards the aperture within the collar, to prevent the duct sliding through the collar.

**STEP 4**

Install and fix the ceiling fan unit to the manufacturers instructions, ensuring that the fan duct work spigot is centrally located within the firestop mounting ring.

**STEP 5**

Connect the ductwork to the ceiling fan duct spigot and the electrical supply as recommended by the fan manufacturers instructions.

Sizes

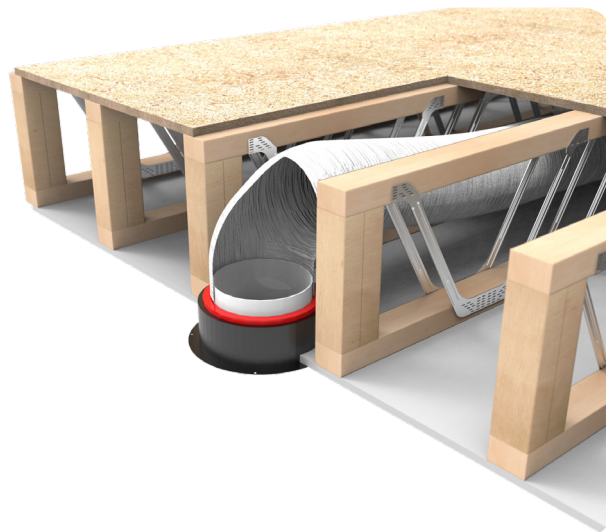
100mm and 125mm diameter

Tools


Circular hole cutter to form ceiling aperture and screw driver to drive screw fixings.

Maintenance

No maintenance required after installation.



Ceiling Fan Firestop expands when exposed to heat



Ceiling Fan Firestop

Tenmat Ltd
Ashburton Rd West, Manchester
M17 1TD United Kingdom

+44 161 872 2181
fpsales@tenmat.com

tenmat.com



Advanced materials.
tenmat.com

Tenmat warrants the materials it produces will conform to Tenmat specifications and approved drawings where applicable. It is entirely the customer's responsibility to make the final product choice and satisfy themselves of the suitability of the product for the intended application, carrying out testing where required. For construction projects, all products which the customer is intending to use on a particular project must be approved in writing by the customer's building designer, system designer or design control professional, to ensure compliance with the latest regulations.

The information contained in Tenmat data sheets is presented in good faith. Tenmat Limited makes passive fire protection product suggestions based solely upon and limited to the information made available to Tenmat. Tenmat possesses knowledge of fire test data and offers manufacturers installation advice. Within reason, Tenmat is skilled at offering opinion concerning the installations in question, and can comment on interfaces with other construction materials, but this is not a recommendation or decision. Decisions on overall building fire strategy are not made by Tenmat. Tenmat products have been tested for a wide range of construction types, and they must be only used in accordance with Tenmat test evidence. Each specific Tenmat product must be installed into a construction that matches the corresponding test report. Tenmat product performance requires safe and proper handling and correct installation. For construction projects, all products which the customer is intending to use on a particular project must be approved in writing by the customer's building designer, system designer or design control professional, to ensure compliance with the latest regulations. Tenmat can provide the relevant fire test evidence on request.