



CERTIFICATE OF APPROVAL

No CF 822

This is to certify that, in accordance with
TS00 General Requirements for Certification of Fire Protection Products
The undermentioned products of

PYROPLEX LIMITED

The Furlong, Droitwich, Worcestershire, WR9 9BG

Tel: 01905 795432 Fax: 01905 795757

Web site: www.pyroplex.com

This certification is provided to the client for their own purposes and we cannot opine on whether it will be accepted by Building Control authorities or any other third parties for any purpose.

Have been assessed against the requirements of the Technical Schedule(s)
denoted below and are approved for use subject to the conditions
appended hereto:

CERTIFIED PRODUCT

**Pyroplex Intumescent Seals,
incorporating Thermo-fused
Integral Fins with Smoke and
Acoustic Control - "The
Pyroplex Flipper Range"**

TECHNICAL SCHEDULE

**TS35 – The Contribution Of
Intumescent Seals To The Fire
Resistance Of Pedestrian Type
Door Assemblies (Issue 2)**

**TS21 – The Contribution of
Edge Seals to the Control of
Smoke Leakage via Door
Assemblies**

Signed and sealed for and on behalf of Warringtonfire Testing and Certification Limited

**Paul Duggan
Certification Manager**



Issued: 15th February 2011
Reissued: 3rd February 2021
Valid to: 2nd February 2026









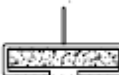



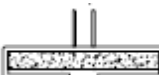
CERTIFICATE No CF 822 PYROPLEX LIMITED

PYROPLEX INTUMESCENT SEALS, INCORPORATING THERMO-FUSED INTEGRAL FINS WITH SMOKE AND ACOUSTIC CONTROL - "THE PYROPLEX FLIPPER RANGE"

1. This certification is provided to the client for their own purposes and we cannot opine on whether it will be accepted by Building Control authorities or any other third parties for any purpose.
2. This certificate of approval relates to the contribution of intumescent door edge seals to the fire resistance of pedestrian type door assemblies, for periods of 30 and 60 minutes fire and smoke resistance.

Pyroplex Intumescent Seals, incorporating Thermo-fused Integral Fins with Smoke and Acoustic Control

"The Pyroplex Flipper Range", incorporating Thermo-fused Integral Fins comprise of a graphite based intumescent core encased within a PVC carrier with integral components for smoke and acoustic performance. The seals are supplied with a high performance self adhesive strip in a range of cut lengths.

				
Product Name	Triple Flipper	Triple Flipper	Side Flipper	Side Flipper
Product Code	30141	30148	30150	30155
Dimensions	15 x 4	20 x 4	10 x 4	15 x 4
				
Product Name	Side Flipper	Single Flipper	Single Flipper	Single Flipper
Product Code	30156	30160	30165	30166
Dimensions	20 x 4	10 x 4	15 x 4	20 x 4
				
Product Name	Twin Flipper	Twin Flipper	Twin Flipper	
Product Code	30170	30175	30176	
Dimensions	10 x 4	15 x 4	20 x 4	

Notes: This approval applies to the described seals of nominal dimensions, but also includes seals of modified dimensions in all variations of finish.

Pyroplex Intumescent Seals, incorporating Thermo-fused Integral Fins can be supplied in a range of colours – Refer to Pyroplex Product Data Sheet.



CERTIFICATE No CF 822

PYROPLEX LIMITED

PYROPLEX INTUMESCENT SEALS, INCORPORATING THERMO-FUSED INTEGRAL FINS WITH SMOKE AND ACOUSTIC CONTROL - "THE PYROPLEX FLIPPER RANGE"

3. The door seals are approved on the basis of:
 - i) A design appraisal against TS35 and TS21
 - ii) Initial type testing
 - iii) Manufacturing frequency checks
 - iv) Ageing and durability tests
 - v) Evidence of technical support
 - vi) Clear and unambiguous labeling of seals
 - vii) Certification to ISO9001: 2015
 - viii) Inspection and surveillance of factory production control
 - ix) Ongoing audit tests in accordance with TS35
4. The suitability of the seals in door assemblies not certificated by CERTIFIRE should be established by reference to the certification, test reports or assessments relating to the particular door assembly.
5. Pyroplex graphite based intumescent seals may be used with doorsets outside of the scope given above (paragraph 3) providing the door manufacturer's certification shows acceptability.
6. The approved Pyroplex seals shall have nominal widths and cross-sectional areas of intumescent at least equal to those in the tested/approved door assembly and shall be similarly positioned.
7. The approval additionally certifies that the described Pyroplex Intumescent Seals, incorporating Thermo-fused Integral Fins, variants are suitable for use with door assemblies required to restrict smoke leakage at ambient temperatures as defined in BS 476: Part 31.1: 1983 and Appendix B of Approved Document B 'Fire Safety' to the Building Regulations 1991. The described integral smoke seals are applicable for use within single-acting, single-leaf FD20S, FD30S and FD60S assemblies as detailed in the paragraph within section 10 below.
8. The seals shall be installed in accordance with the manufacturer's instructions.
9. The approval relates to on going production. Product or its immediate packaging is identified with the manufacturers' name, the product name or number, the CERTIFIRE name or name and mark, together with the CERTIFIRE certificate number (i.e. No.CF 822).

CERTIFICATE No CF 822 PYROPLEX LIMITED

PYROPLEX INTUMESCENT SEALS, INCORPORATING THERMO-FUSED INTEGRAL FINS WITH SMOKE AND ACOUSTIC CONTROL - "THE PYROPLEX FLIPPER RANGE"

10. These seals are suitable to be used with:

CERTIFIRE approved FD30 single-acting, single leaf, latched or unlatched doorsets of maximum leaf dimensions 2040 mm high by 926 mm wide and of minimum thickness 42 mm. The doorset assemblies shall consist of timber faced and edged leaves with timber, cellulosic or mineral cores in timber frames (Code ITT). More information can be referred to in TS35. Pyroplex intumescent seals are also suitable for use on FD60 doorsets- see Approval matrix on page 4 of 4.

The following specific CERTIFIRE approved doorsets:

Certificate	FD	Max. Height (mm)	Max. Width (mm)	Max. Area (m ²)	Configurations	Minimum Pyroplex Seal Size (mm)
CF385	FD30	2472	982	2.00	SASL	1 off 10 x 4 positioned centrally
CF492						
CF466						
CF385	FD30	2512	1047	2.51	SADL	2 off 10 x 4 separated by 10 mm around the centre line
CF492						
CF466						
CF403	FD60	2040	826	1.68	SASL	2 off 15 x 4 separated by 10 mm around the centre line
CF575						
CF467						
		2135	932	1.99	SASL & SADL	

Note: Maximum permitted values at dimensions greater than specified may be determined graphically by linear interpolation between the two data points for each configuration. Under no circumstances must either the maximum height, maximum width or maximum area be exceeded, or the configuration changed without separate CERTIFIRE approval.