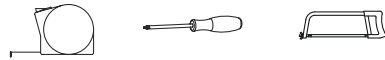



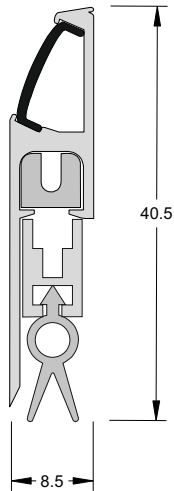


Tools

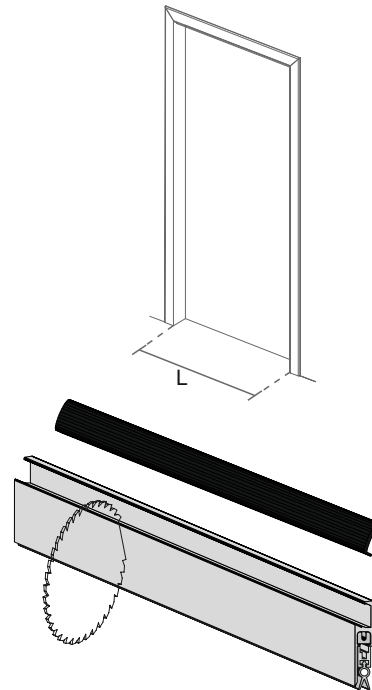


Included:

- 1 x Norseal 815 drop seal
- 1 x Fixing pack

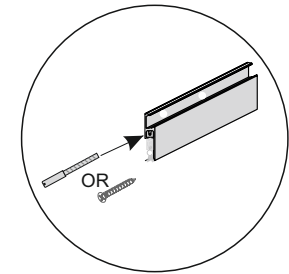
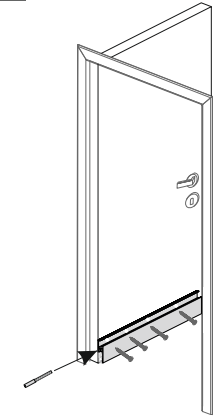


1

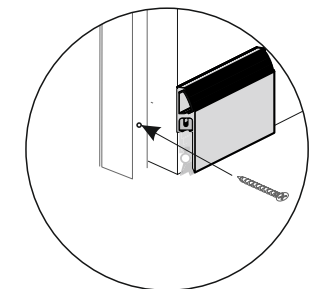
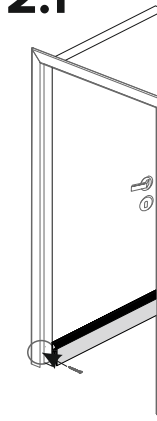


- 1.1** Measure the inside of the door (L) Remove the screw cover, then cut the seal to size to a max of 150mm from either side. (NOTE, if only cutting one side you must cut the NON actuator side)

2



2.1



- 2** With the door open, Screw the drop seal to the door and then screw the actuator into position. Then replace the screw cover.
- 2.1** Screw the flat headed screw into the frame so the actuator presses against it when the door is closed.